

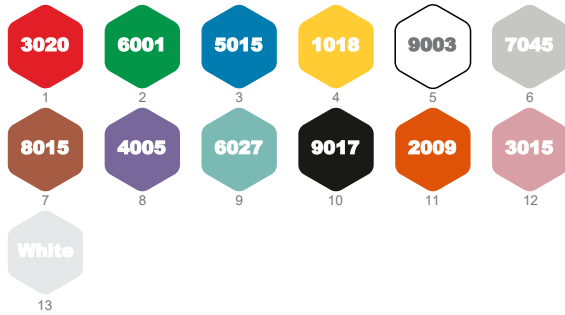
MICRODUCTS

MicroDucts Fire Retardant 10/8 mm


MicroDucts Fire Retardant provide miniaturised protective pathways for fibre optic cables in indoor communications networks. Designed for environments where concerns about fire safety are paramount, Microducts Fire Retardant offer best-in-class fire performance when tested to EN 13501-1. Once installed, they enable seamless, cost-effective moves, adds, and changes (MACs) and end-to-end fibre jetting in indoor FTTH, LAN, data centre, and transportation networks.

- Made from quality flame retardant materials, formulated for long life expectancy
- Tested for reaction to fire in accordance with EN 13501-1 and achieved best-in-class fire performance rating 'B s1 d0' when mounted on gypsum plasterboard
- Available with SILICORE®, a permanently lubricated, coextruded inner lining that provides a lower inner coefficient of friction (<0.1) for maximum cable blowing length
- Designed for a fill ratio between a minimum of 50% and a maximum of 75%
- Available in 12 opaque RAL colors and natural, milky white color

COLORS



Note: If a pre-installed rope is utilized, it should be removed upon completion of the installation.



DETAILS

- Footage/Meter Markings

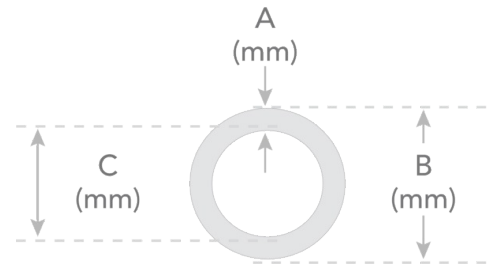
OPTIONS

- Internal Ribs
- Smooth Interior Wall
- Pre-installed Rope

TECHNICAL SPECIFICATIONS

Product Description	MicroDucts Fire Retardant 10/8 mm
---------------------	-----------------------------------

TECHNICAL DETAILS	
Bend Radius	100 mm
Outside Diameter (B)	10 mm
OD Tolerance +	0.1 mm
OD Tolerance -	0.1 mm
Inside Diameter (C)	8 mm
Wall Thickness (A)	1 mm
Wall Tolerance +	0.1 mm
Wall Tolerance -	0.1 mm
MicroDuct Size (OD/ID)	10/8 mm



PHYSICAL PROPERTIES

GENERAL PRODUCT INFORMATION	
Storage Temperature	-15 to 60°C
Installation Temperature	-5 to 50°C
Use Temperature	-5 to 60°C
Interior wall	Smooth, Ribbed
Pre-Lubrication Class	Silicore
UV Stability (Years)	0

PERFORMANCE PROPERTIES	
Burst pressure (bar)	25 bar
Maximum Pulling Force - Test Method: ISO 527-1, 2	250 N
Blown ball test (BB test) - Test Method: EN ISO 1167-1, 2	Pass, with minimum ball diameter of 80% of ID
Friction Coefficient - Test Method: IEC/TR 62470 method A	max. 0.1
Burst pressure Test Method	EN ISO 1167-1, 2
Resistance of Marking	IEC 60794-1-2, Method E2B, technique no 2
Longitudinal reversion - Test Method: EN ISO 2505	max 3 %

PACKAGING	
Duct Ovality Pre-Winding - Test Method: EN ISO 3126	5 %
Length on Drum	1500 m
Drum Dimensions	100x52x46 cm
Ovality Test Method	EN ISO 3126
Print Marking	0000 m - Dura-Line - LOT No 12345678 - MicroDucts Fire Retardant - Ribbed/Smooth - 10/8 - Silicore (optional) - Production date <YYYY/MM/DD>